

TimingResearch Crowd Forecast Newsletter (Beta)

Week 133 – 04/10/16 Report

Open-ended responses for Questions #1, #4, and #5 start on page 3.

Question #2. Based on any technical or fundamental indicators you want to use, would you predict that the S&P500 index will move higher or lower from Monday's open to Friday's close (April 11th to April 15th)?

Higher: 45.6%
Lower: 54.4%

Question #3. Rate your confidence in your answer to Question #2 by estimating the probability you have correctly predicted next week's market move.

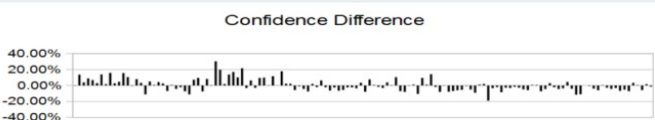
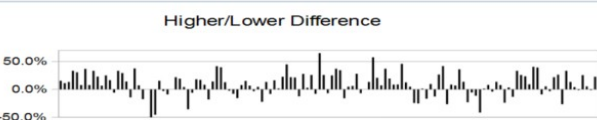
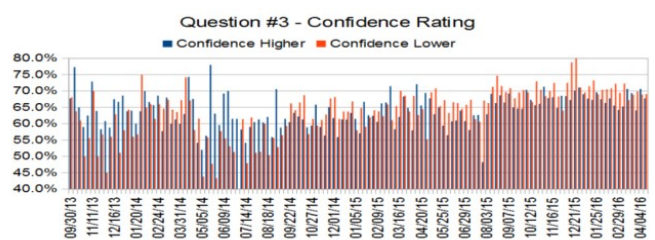
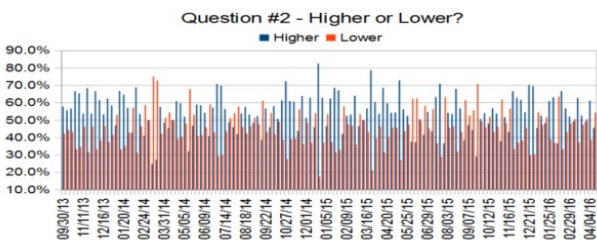
Average of All Responses: 68.5%
Average For "Higher" Responses: 67.7%
Average For "Lower" Responses: 69.1%

Responses Submitted This Week: 68

TimingResearch Crowd Forecast Prediction: 59% Chance Higher

This prediction is an attempt by the editor of this newsletter to use the full 2+ year history of data collected from this project to forecast a probability estimate for whether this week's sentiment is going to be correct and ultimately what the markets will do this coming week.

Details: Last week's majority sentiment was Higher, and the Crowd Forecast Indicator prediction was 57% Chance Higher; the S&P500 ended down 0.09% for the week. This week's majority sentiment is Lower and with a higher average confidence on the bearish side. Similar conditions have been observed 22 times in the 133 weeks since the start of this project with the majority sentiment being correct only 41% of the time with an average S&P500 move for the week of 0.09% during those weeks. Based on that history, the TimingResearch Crowd Forecast Indicator is forecasting a 59% chance of the S&P500 moving higher this week.



Raw Data Page (raw data files include full history spreadsheet and the above charts):

TimingResearch.com/rawdata.

NOTE: The following open-ended answers are solely the opinions of the anonymous responders to this survey. Responses are mostly unedited, but some have been reformatted slightly for to make them easier to read and are listed in order of submission. Some useless/irrelevant responses (e.g. "none") have been omitted. All responses for each week, unedited, are available in the raw data spreadsheets at TimingResearch.com/rawdata.

Question #1. What developing events (technical or fundamental) will you be watching out for during the trading week of April 11th to April 15th that might have a positive or negative impact on the S&P500 and other US markets?

- oil, vix, macd
- Technical
- Earnings, oil, market momentum and volume, SP500 trend above 2060 below 2010
- the usual : price action, volume flow, volatility, oil. the specific: the yen recently and earning reports will be out soon also heavy economic calendar days ahead this week
- earnings
- oil, yen, EU
- Oil and earnings
- Mondays Fed Announcement, Oil, China, Thurs Unemployment Claims
- Price of oil.
- banks
- earnings and taxes
- Bounce off resistance
- Positive or negative market momentum. Influence of world markets.
- bullish cycle
- Fundamental
- europe, japan & and retail report
- Mon Fed annc, Fri China GDP.
- Meh. Really still just in big trading range. Inflation data is what I'll constantly be looking for. Prediction: Inflation is coming and by time it is recognized it'll advance in a hurry so they'll raise rates in Apr or June at latest and that will take us to bottom of range but we'll hold that. This week though not seeing anything so will go back toward top of range 2080 ish.
- Always watching FED reports, changes to intrest rates, news out of oil producing regions and new news on terrorists activity that may cause even short term market moves
- spring sell in May and go away
- WWW 3 starting in Syria
- weekly jobless claims
- Volatility up
- start of earnings
- Taxes coming due. Earnings.
- Anticipating ES/S&P Up Monday, Bottom occurring between Wed-Fri. Looking to take that LONG ES for next week's historical market direction.
- Earnings
- Earnings
- euro dollar
- stay above 2003

- Price action.
- Sentiment is extremely negative - if continues may force us higher.
- VXX & SPX
- earnings, dollar movement
- Earnings
- Greece
- Further negative economic data both domestically and internationally to impact on an overbought S&P

Question #4. What methods or techniques do you use to overcome the emotional aspects of trading?

- macd, rsi, bpi, vix, momentum
- percent -//
- trend
- slow uptrend
- cycles
- Play golf and check on any orders or prices until after the close.
- - 10-20min of what I call "office yoga" every day - also having very specific goals set and written out over and over again makes the big picture smaller and therefore manageable - lastly getting outside, I grab a dog and either go on a hike or even just walking around your own house block has done wonders for me for overcoming emotional trading stressors.
- support, resistance, ma, fibs
- Psar
- Fibonacci, candles, Macd, moving averages.
- treat it like a bad lunch
- I sit in a dimly lit room while petting my cat.
- Technical analysis
- experience
- Trade with predetermined loss limits. Trade small enough to accept outcomes.
- technical
- Moving average
- Fibonacci
- Being an adult.
- Resistance and momentum
- It's not emotions that keep me from max profits, it's lack of character. Character flaw I'm working on is my lack of patience to stay in winning trades.
- written trade plan that was refined over many years,,,STICK with the PLAN MAN.
- i read books on control of emotions
- Study fundamentals
- SUPPORT/resistance
- I don't, I try to get in touch with my emotions
- Williams
- PnF & Relative Strength
- 1) Standing on the shoulders of someone much bigger than I am - Larry Williams 2) Money Management + Using Very High Probability Setups in the direction of trend and seasonality
- Alcohol
- Play defense with sale orders and CC ORDERS READY TO GO PRIOR TO BUYING
- teck's say lower
- watch the market
- keep it small
- look at my rules every day over and over
- Mindfulness and buddha dharma.
- drugs & alcohol
- Morphine
- Indifference to money, but aware and respect of it.

- Use stops with less money at risk
- Patterns
- Turn off the TV
- team work
- RSI Stochastic
- Have to be disciplined to take small losses and disciplined to set and take trailing profit targets

Question #5: Additional Comments/Questions/Suggestions?

Thank you for all the feedback, feel free to [contact us](#) at any time with any other questions or comments.

- how can sentiment be measured better???
- Growing national debt will cause a major revolt from tax payers when interest rate increases due to lower federal credit score.
- Thank u for doing this survey every weekend! It's a big help for people like me who trade from home and run the risk of isolation.
- technicals are basic to trading, but fundamental can and do trump them regularly.
- Biotechnology sector
- Only 5 losses in the last 491 trades since "retiring" and starting my second profession - avg Trade Net Profit = \$122.18 (lots of "cover my cost break-evens") - Up just under \$60K. since Jan 7th, 2016.
- Imagine how unprepared the average trader is - and then realize that half of the traders are worse off than that!
- Political situation is uncertain in europe

Standing Predictions

Below are some of the one-time prediction-type questions asked in previous weeks that have not been finalized yet or have been finalized recently. Suggest a future question [here](#).

Week 132, 04/03/16 Report - When will the Fed next raise interest rates?

Not during 2016 - 36%

June 2016 - 26%

December 2016 - 10%

November 2016 - 9%

April 2016 - 6%

July 2016 - 6%

September 2016 - 4%

August 2016 - 3%

May 2016 (no meeting currently scheduled) - 1%

October 2016 (no meeting currently scheduled) – 0%

Week 128, 03/06/16 Report - The S&P500 and other major indexes moved into correction territory earlier this year before rallying over the last few weeks. Do you think we are safely beyond the correction?

Yes: 20.0%

No: 80.0%

Week 127, 02/28/16 Report - Do you think the United States economy will be in a recession before the end of 2016?

Yes: 49.3%

No: 50.7%

Week 121, 01/17/16 Report - What do you think is the lowest price that Crude Oil will trade at during 2016? (it is currently around \$30)

Average Of All Numerical Answers: \$22.22

Week 111, 11/08/15 Report - Which Republican Party presidential candidate do you think will end up with the nomination?

44.83% - Trump

24.14% - Rubio

10.34% - Cruz

6.90% - Bush

6.90% - Carson

6.90% - Kasich

Week 111, 11/08/15 Report - Which Democratic Party presidential candidate do you think will end up with the nomination?

100.00% - Clinton

Week 52, 09/21/14 Report - If Hilary Clinton runs for president in 2016, do you think she will win?

Yes - 41.5%

No - 58.5%

[Watch this week's TimingResearch web show here!](#) - Copyright TimingResearch.com 2016

Be sure you are registered at TimingResearch.com to participate and receive the weekly updates. - page 8/8