

# TimingResearch Crowd Forecast Newsletter (Beta)

## Week 140 – 05/29/16 Report

Open-ended responses for Questions #3, #4, and #5 start on page 3.

**Question #1.** Based on any technical or fundamental indicators you want to use, would you predict that the S&P500 index will move higher or lower from Tuesday's open to Friday's close (May 31<sup>st</sup> to June 3<sup>rd</sup>)?

Higher: 49.3%  
Lower: 50.7%

**Question #2.** Rate your confidence in your answer to Question #2 by estimating the probability you have correctly predicted next week's market move.

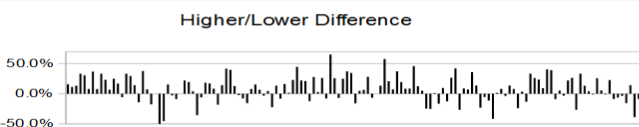
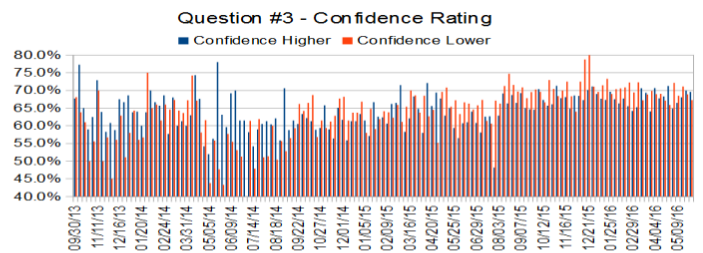
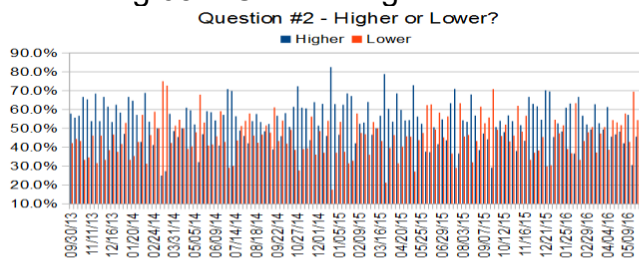
Average of All Responses: 68.4%  
Average For "Higher" Responses: 69.6%  
Average For "Lower" Responses: 67.3%

**Responses Submitted This Week: 72**

**TimingResearch Crowd Forecast Prediction: 65% Chance Higher**

*This prediction is an attempt by the editor of this newsletter to use the full 2+ year history of data collected from this project to forecast a probability estimate for whether this week's sentiment is going to be correct and ultimately what the markets will do this coming week.*

Details: Last week's majority sentiment was Lower, and the Crowd Forecast Indicator prediction was 63% Chance Higher; the S&P500 ended up 1.84% for the week. This week's majority sentiment is Lower (less than 10% difference) and with a higher average confidence on the bullish side. Similar conditions have been observed 17 times in the previous 139 weeks, with the majority sentiment being correct only 35% of the time with an average S&P500 move for the week of 0.16% during those weeks. Based on that history, the TimingResearch Crowd Forecast Indicator is forecasting 65% Chance Higher for the week.



Raw Data Page (raw data files include full history spreadsheet and the above charts):

[TimingResearch.com/rawdata](http://TimingResearch.com/rawdata).



*NOTE: The following open-ended answers are solely the opinions of the anonymous responders to this survey. Responses are mostly unedited, but some have been reformatted slightly for to make them easier to read and are listed in order of submission. Some useless/irrelevant responses (e.g. "none") have been omitted. All responses for each week, unedited, are available in the raw data spreadsheets at [TimingResearch.com/rawdata](http://TimingResearch.com/rawdata).*

**Question #3. For your answer to Question #1, please share what specific reason(s) you think the S&P500 will be heading higher or lower this coming week.**

**“Higher” Respondent Answers:**

- Trend is up, momentum is strong, AAll sentiment is bearish, a-d line is hitting new highs.
- Higher due to Fed's dovish pull
- Technicals. Near support
- No reason to come down, except for profit taking, however, there is still plenty of room at the top to go higher.
- Last week, bullish. Overall side ways.x
- anticipate a continuation
- Marketing balance between oil and nature of new oil product , can express the real data and the market
- Low probability of rate increase.
- The market seem"s tobe doing better.
- Weekly Marubozu candlestick.
- Earnings are going DOWN therefore the markets should go to Da Stinking MOOOOOOOONNNNNNNNNNN
- Charts point up
- breakout of pattern
- techn analys
- Put call ratio
- Market average broke downward channel.
- market forming a top thru summer little downside risk until the money outflows grow
- End of month
- Good news to follow
- Rise in price of oil, hold of 2003, no new major wars
- USA better future
- Holiday, End of month and new month are all good factors
- Investors are idiots. Seriously, people have more money than brains. Janet crashes the party and people are still buying? Rate hikes because of economic collapse fears? BTFD!!!!
- odds point to further upside no sign of turn imminent but watch play off s/r level.
- Trend
- trend.
- none
- Tre trend is up.
- FOMC policy has become more clear, resulting in their upcoming slightly higher interest rate being factored in as a 'moving on' point for the equities markets.

## “Lower” Respondent Answers:

- Still a little more upside to come i think but it continues to be choppy
- Significant resistance is above.
- SP 500 not breaking out above 2100.
- On light volume, the indexes are overbought and extended but may pass 2110 on their way to pulling back slightly by week's end when the NFP report will make more certain that an interest rate increase will happen in June without fear of BREXIT. Then a larger pull back will ensue.
- Gur
- low volume on recent move up. s&p put prices remained almost unchanged for sept and beyond
- Data
- It's June
- cycles
- Previous high resistance
- t will go higher, but could sell off by Friday's close
- Rising VIX.
- We're approaching a Heavy Econ Week and the market is not likely to respond well: Chicago PMI, consumer confidence, new jobs number on Fri., beige book - something else I'm forgetting now. This week's info will most definitely be used to help determine the next rate hike. Volatility should also rise, there might be a good option play here ... ?
- rate hike possibility
- froth
- market is overbought and need rest
- Insecure value of US DOLLAR, adding to an insecure election year. Obama's Iran deal with Russia sideshow of Poland/ all unrest based on Putin's Ego! Putin needs to spike oil price one way or another for his country's money crunch. China's AAPL problem!
- rebound
- Sell in May and go away
- past performance of this particular week
- "Fib"onachi
- As the markets absorb the possibilities of rate hikes sooner, rather than later, they will sell off in anticipation. The Employment Situation report on Friday will be the trigger.
- Bad week, too high
- Brexit and Fed worries.
- It's at the top of the trading range.

#### **Question #4. What has been your best experience so far as a trader? And what has been your worst experience so far as a trader?**

- best experience has been all winning trades. worst experience is holding onto losing trades to long in the futures market
- Credit spreads
- The enlightenment needed behind, and the worst is the lack of enough funds to continue trading.
- Starting to control emotions the good thing. Bad thing: big losses in the beginning
- Losing money, most of the time
- poor
- Making millions
- Winning, Losing.
- best: making \$20K in 18 months on one equity worst: losing \$19K in 4 months on same equity
- Best experience as a trader has been investing in quality stocks for the long term. Worst experience as a trader has been my stints in long call/put options trading.
- Discovering futures and then not being able to set a stop loss with Saxo. Waking in the morning in Aussie on Feb 12 to discover the market had turned and i had lost over 50% of my capital
- BEST: when trading allowed for the shift from having office hours to working from home. WORST: can't really say ... ummmm it's never fun losing money but it's not the worst thing either.
- Best surviving. Worst when oil fell to en bucks a bbl
- Buying companies filing for bankruptcy with the intension of reformation of debt. Doubling up on a loosing holding.
- Obama economi
- Gold/biotech
- i picked MCD to rise 20+ percent when they announced going 24hr breakfast serve
- wrong
- Big gains and losses.
- Best : Learning to trade using MA's. Worst : Losing \$4500 in 15 minutes on a penny stock
- Staying in a winning trade. Staying in a losing trad.
- I do binary trading with Nadex but I am not making much on my trades.
- Trying to understand where the market is headed. To much flip flopping around. No direction with real reason.
- buy outs the best---riding some tecs down in 2000
- Selling options. Selling options.....
- Erratic at best
- learning to trade by myself, being ripped off time and again by so called traders with a system.
- best experience is navigating proper role of psychology, money management and strategy. worst experience is losing money due to illiquid markets, brokerage fees, chart anomalies or taxes etc.
- Best has been getting directional plays on SPX. Not getting out of Retail market stocks sooner .
- making \$
- it concerned with interviewed with secret ideas . it is a time to hand out of the way to balance the market
- Learning new tricks are always the best, but losing money is always the worst.
- Able to keep losses small. Next day gap up/downs that go against me.

- Catching a big win with hrb on a day trade. Getting suspended from day trading by fidelity for too many day trades.
- Best experience trading my own market view. Worst experience following the advice of professional advisers.

BONUS: Currently this survey is open each weekend until around 4PM ET on Sundays and then the [reports](#) are published around 7PM ET on Sundays. However, I've received several suggestions recently to keep the survey open later on Sunday in order to get more total responses. If I make this change, I'll keep the survey open until at least 3AM ET on Mondays and publish the weekly reports no later than 8AM ET on Mondays. Which would you prefer?

- 62% - Leave as is. The weekly survey will continue to close on Sunday afternoon and then reports will be published Sunday evenings.
- 38% - Change to new schedule to allow people more time to fill out the survey. The surveys will stay open all day Sunday and reports will be published early Monday mornings no later than 8AM ET.

*TimingResearch Response: The majority voted for leaving the weekly schedule as is, but it wasn't exactly an overwhelming majority so I'll keep thinking about this and see if I can come up with any other ideas that will work. For example, maybe I can keep the survey open until around 7PM ET and publish the report around 9PM ET. If you have any more thoughts or suggestions about this topic, please send me a message via the [Contact](#) page on [TimingResearch.com](#).*

**Question #5: Additional Comments/Questions/Suggestions? (including any thoughts about the proposed publishing change described in the bonus question above)**

Thank you for all the feedback, feel free to [contact us](#) at any time with any other questions or comments.

- Try the change to see if it makes a difference.
- I am neutral on the schedule change
- Above
- When will new high be made?
- How about survey open until midnight Sunday and released no later than 7 am Monday?
- none
- always question the validity of your so called "edge" you may be surprised what you find.
- Economic conditions improving slowly so July rate increase at 50%.
- Our public schools have lost their way failing to teach reading, writing, arithmetic, history, literature, self reliance and love of country and our politicians encourage this failure by pandering to the unions.
- Your doing a great job! Don't change a thing.
- Thanks for doing this every week! It's likely not easy and must be very time consuming, so thank u again! Happy Memorial Day everyone!!
- I enjoy the comments
- More time spent on mother natures resources.  
OIL/ENERGY/MINERALS,GOLD/SILVER,ETC. Best way to profit on the Earths resources!
- Anybody know a good platform to day trade with under 10 k??
- Get as many opinions as you can.



## Standing Predictions

Below are some of the one-time prediction-type questions asked in previous weeks that have not been finalized yet or have been finalized recently. Suggest a future question [here](#).

### **Week 132, 04/03/16 Report** - When will the Fed next raise interest rates?

Not during 2016 - 36%

June 2016 - 26%

December 2016 - 10%

November 2016 - 9%

April 2016 - 6%

July 2016 - 6%

September 2016 - 4%

August 2016 - 3%

May 2016 (no meeting currently scheduled) - 1%

October 2016 (no meeting currently scheduled) – 0%

### **Week 128, 03/06/16 Report** - The S&P500 and other major indexes moved into correction territory earlier this year before rallying over the last few weeks. Do you think we are safely beyond the correction?

Yes: 20.0%

No: 80.0%

### **Week 127, 02/28/16 Report** - Do you think the United States economy will be in a recession before the end of 2016?

Yes: 49.3%

No: 50.7%

### **Week 121, 01/17/16 Report** - What do you think is the lowest price that Crude Oil will trade at during 2016? (it is currently around \$30)

Average Of All Numerical Answers: \$22.22

### **Week 111, 11/08/15 Report** - Which Republican Party presidential candidate do you think will end up with the nomination?

44.83% - Trump

24.14% - Rubio

10.34% - Cruz

6.90% - Bush

6.90% - Carson

6.90% - Kasich

### **Week 111, 11/08/15 Report** - Which Democratic Party presidential candidate do you think will end up with the nomination?

100.00% - Clinton

### **Week 52, 09/21/14 Report** - If Hilary Clinton runs for president in 2016, do you think she will win?

Yes - 41.5%

No - 58.5%

[Watch this week's TimingResearch web show here!](#) - Copyright TimingResearch.com 2016

Be sure you are registered at [TimingResearch.com](http://TimingResearch.com) to participate and receive the weekly updates. - page 9/9